

How to Install Vermont Snow Guards


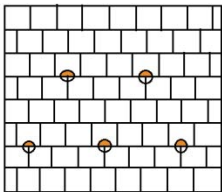
Snow guards are installed in rows in a staggered pattern along the eaves of a roof.

Placement and number of snow guards needed will vary, depending on the roofing material, pitch, snow load conditions, etc.

Vermont Snow Guard Company offers a layout design service.


Please call for information on this service 802-265-3399.

Installation guides are available by visiting our website at www.vermontsnowguardcompany.com



Our snow guards are Heavy Duty, durable, and built to stand up to extreme conditions. Properly installed, these guards will last for the entire life of your slate or tile roof. Our model "L" comes in either cast bronze or cast aluminum, and includes an Extra Tough stainless steel strap.

 Your Local dealer:



VERMONT
SNOW GUARD
Company



*Developed with over
30 years of slate
roofing experience*

Vermont Snow Guard Company, Inc.

105 Colvin Rd

P.O. Box 127

Fair Haven, VT 05743

Phone: 802-265-3399

www.vermontsnowguardcompany.com

What Is a Snow Guard?

A snow Guard retention system is used to hold snow on a roof so it can melt off slowly or come off in pieces rather than in an avalanche. An avalanche of snow and ice can cause damage to: roofing material, gutters and leaders, landscaping and ornaments. Most importantly an avalanche of snow can harm people or pets below.

What Types of Roofs Can They Be Installed On?

Slate, imitation slate, tile, asphalt shingles, and wood roofs.

Will They Rust or Stain the Roof?

No, our products are non-corrosive.

How Many Snow Guards Do I Need?

Generally, snow guards should be installed to 25% of the roof surface. Vermont Snow Guard Company will provide a custom layout design based on your specific climate conditions, pitch of roof, length of roof, and your aesthetic expectations.

Model “L” Bronze



5" wide x 3 1/8" high x 10 3/8" long

Model “L” Aluminum (Shown Right)

