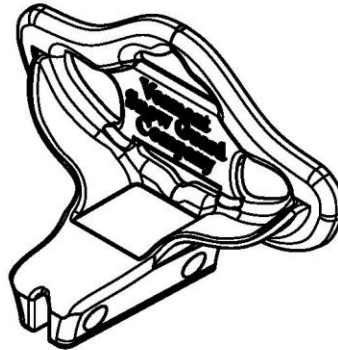

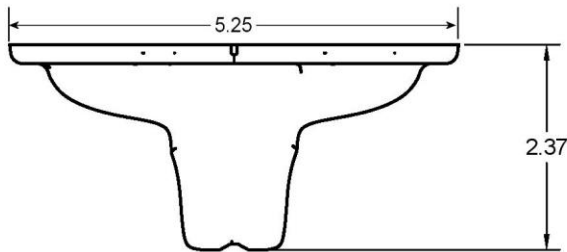


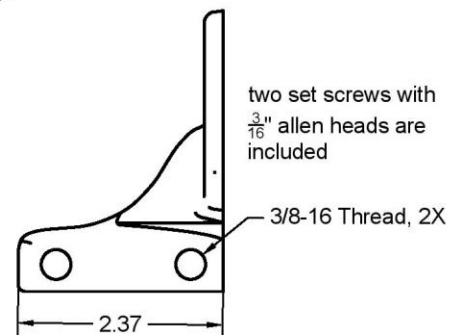


Model SS1 Specification Sheet

www.vermontsnowguardcompany.com



All dimensions
are in inches



Model SS1 is made to be used with standing seam roof installations. It is suitable for seams $1\frac{1}{2}$ " or less, 24 gauge or lighter metal, and can be used on **double-locked seams** or seams that have been **crimped over at installation point** by a professional installer/roofer. (See drawing at right)

Model SS1A Aluminum:

Mill finish cast aluminum (for standing seam roofs). Weight: .5 lb.

Model SS1SC Powder Coated:

Mill finish cast aluminum powder coated (for standing seam roofs).
Weight: .5 lb. Available in choice of standard colors: Medium Bronze, Charcoal Gray or Hunter Green. Other colors available for large orders.
Call us to set up a custom order and determine necessary lead time.

Model SS1B Bronze:

Solid cast bronze (for copper standing seam roofs). Weight: 1.10 lb.

Recommended Fasteners:

Install using included set screws.

